

Additive Manufacturing in Aerospace Application

Prof A. K. Madan¹ Anuj Kumar² Ankit Rana² Nitin³

¹Professor, Department of Mechanical Engineering, DTU, Delhi

²Research Scholar, Department of Production Engineering, DTU, Delhi

³Research Scholar, Department of Mechanical Engineering, DTU, Delhi

Abstract: In the era of Digital Manufacturing and supporting state-of-the-art, i.e. Additive manufacturing (AM) technology is getting more popular known as 3D printing, AM has created its own space in the fastest growing industry. 3D printing has evolved in previous years, and now, it is being used in several social life domains. The main application of this process has found in prototyping, aerospace industry, biomedical and dental implants. Additive manufacturing prints a part in a layer by layer or line by line pattern. It opposes the basic concept of traditional manufacturing. Advances in composite and multi-material manufacturing provide new opportunities for the convenient manufacture of lightweight parts and modern products, such as flapping wings, satellite brackets, and lightweight components for the aviation industry. It is a particular technology that varies from conventional and subtractive development in terms of lightweight, enhanced features, lower fuel consumption, and optimized machine performance, so on. This paper addressed the progress of AM in the aerospace field and addressed the issues of AM.

Keywords: Additive manufacturing, Aerospace Industry, Lightweight Component

INTRODUCTION

Direct digital manufacturing is a production methodology that essentially consists of creating net practical parts from the product design to be produced. Since additive manufacturing processes (AM) require a limited source of energy. It can print complex parts so; this technique is suitable for automobile, aerospace, biomedical, and other industrial application. AM is a material joining process in which material either in powder, sheet, and wire/filament form used to stack the layer together to produce three-dimensional (3D) component which opposes the subtractive manufacturing process. Direct transformation of raw materials into complicated 3D shapes focused on digital data produced by slicing and rasterizing computer-aided design (CAD) file enables substantial time and expense savings, where technology is appropriate for manufacturing end-use parts. A suitable selection of process parameters is essential for a product that depends on the requirements and end-use criteria. The aerospace components are directly exposed to high temperature environments, AM has the ability to handle higher temperatures materials that are hard to cast, such as nickel alloys and inter-metallic materials through conventional manufacturing.

Techniques	Starting phase of material	Strength of work	Weaknesses	Companies
Stereolithography (SLA)	Photo polymerization (liquid-based system)	Quick printing speed High resolution	Changing the resin is difficult to handle Machine set up larger than resin needed.	3D Systems (US), Envision Tec (Germany) Object
Powder bed fusion (PBF)	Powder based system uses plastic, ceramic and composites metal in the powder form	High strength moderate stiffness Good chemical resistance	Surface quality is porous nature High costs, slow process	3D systems, EOS, Blueprint, SLM solutions Renishaw
Fused filament fabrication (FFF)	Solid based system,	Easy to handle User friendly, Prototyping Reduce manufacturing lead time	Poor surface finishing Difficult to handle extruder part	Stratasys Voxel jet
Laminated object manufacturing (LOM)	Solid based adhesive bonding between materials	Good process for larger structure	Constraint to complex structure Poor surface quality	Mcor technology, SD 300 printer, Fabrisonic (US), Mcor (Ireland)

Binder jetting	Liquid based process	Applicable for complex ceramic structure Fast and flexible method for complex structure	Poor adhesion between layers Fine resolution difficult to achieve	3D systems Ex One (US), Voxel jet (Germany) Stratasys
Direct energy deposition (DED)	Metal and its element used in powder form	Minimize manufacturing cost and time, Useful for printing of large component	Require a dense support structure Low surface quality	Optomec (US), POM (US)
Multi jet printing	Multi jet fusion	Full-colour objects printing	High porosities in finished part	3D systems

Table 1. Seven categories of additive manufacturing process

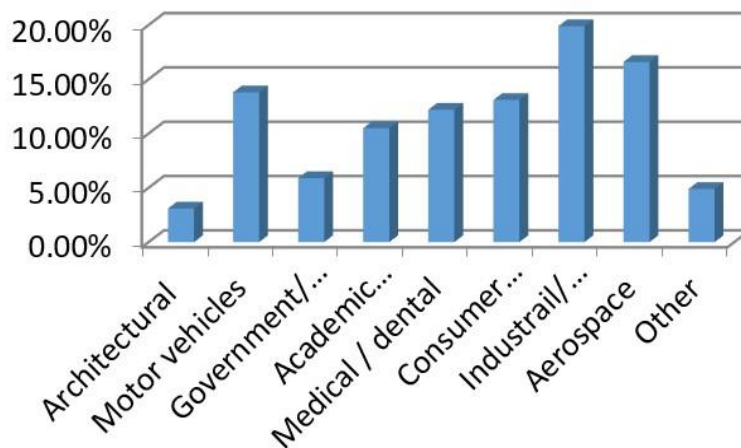


Figure 1. Wohler's Worldwide Report on the AM industry's in 2016

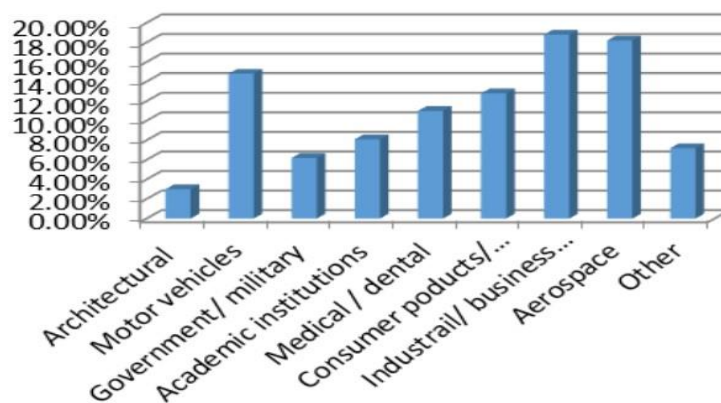


Figure 2. Wohler's Worldwide Report on the AM industry's in 2017

The incorporation of Wholer's association has been widely recognized as the leading consulting firm and the most prominent expert for AM in the world. Figure 1 and 2 shows the progress of AM industry in various fields from 2016 to 2017. The present study reports the current status of AM in the aerospace industry and discusses the limitation of AM.

PRESENT STATUS OF AM IN AEROSPACE INDUSTRY

Rapid developments in AM technology in the last few years have led to the proliferation of technology and the application of such useful technology in the aerospace industry. Additive Manufacturing was earlier a niche participant in the aerospace industry for manufacturing the prototype of parts. However, in recent developments of AM techniques have quickly become a tactical technology that produces revenue around the supply chain for the aerospace industry. In the aerospace industry, companies are started already using dedicated systems to manufacture parts via transforming AM's

strategic dynamics include Boeing, Airbus, Lockheed Martin, Honeywell, and Pratt & Whitney, Hindustan Aeronautics Limited (HAL), General Electric (GE).

Some of the recent examples are addressed as follows:

- General Electric (GE) Aviation uses the Powder Bed Fusion system to manufacture the next level of complex jet engine parts using an EOS 3D metal printer. Jet engine nozzle manufactured by Direct Laser melting process. They said that this part is up to 25 percent lighter and more complex than its predecessors and incorporates many assembled components in the past into one part [18, 19]. GE's executive team had seen the ability of AM and fundamentally changed how GE aviation operates. Huge investments were made in GE's aviation business unit to improve 3D printing technology. GE Company improves the total capability of industry and has expressed a desire to print more than 100k pieces by 2020. 3D printing technology has gone from producing a small prototype to large industrial parts for industries, such as the titanium is used to 3D print the domes in onboard orbital satellites by Lockheed Martin [20]. It is an aerospace and defence corporation, highlighted its 5Ps (a proposal, production support, prototype, procurement& production) AM model to show the promise of a traditional U.S. lifecycle. Airbus, with multinational safety and aerospace corporation Lockheed Martin, has signed an AM deal. To increase production with such emerging technology and to minimize overall costs, the partners will collaborate to find parts of the F-35 Lightning II aircraft.
- The Team INDUS, they are looking to send a rover to the moon. It has 3D printed wheels bringing down the cost of the time to build it and also lowering down the cost. This technology is proving itself very much promising in aerospace applications [26]. Indian Space Research Organization (ISRO) already started using 3D printing technology for 3D printed components for its spacecraft. The feed cluster component is 3D printed for GSAT-19 by its client to send it into space three years ago. Wipro 3D is a client of ISRO who gives them 3D printed components for aircraft. They are printed the specific parts by 3D printing. These specific parts include the thrusters for the satellite engine. As understanding the importance of AM in part consolidation they started using 3D printing. It needs 7- 8 years to mature this technology to use in fully printed for aircraft application. ISRO has built its 3D printing manufacturing system to produce small aircraft parts. Hindustan Aeronautics Limited (HAL) has started using 3D printing to make a part for 25 kg small engine as its component. They are also working on the unmanned aerial vehicle to produce its parts with 3D printing technology.

APPLICATION OF AM IN AEROSPACE

AM has a wide scope in the aerospace application. It is a technology that differs from traditional and subtractive manufacturing in terms of lightweight, improved performance, increased fuel economy, increased system efficiency, etc. The keyword additive denotes the making style of a printer that is a layer over a layer rather than removing it from raw material. The weight, fuel economy, and system efficiency matter a lot for aerospace applications. Aerospace AM is on the verge of taking off (Figure 3), with market dynamics and growing technical sophistication allowing AM to be taken up further. In terms of fuel consumption, if we consider at the expense of holding an entity airborne or sending a rocket into orbit, the lighter parts make more difference. Undoubtedly, if the component is light, it will have better fuel consumption, or improve system performance. The ultimate goal of this is to reduce the weight of parts by AM. For geostationary orbit, the payload on it runs over thousands of kilograms. In such cases, this light-weighting of components can help to reduce the fuel economy.

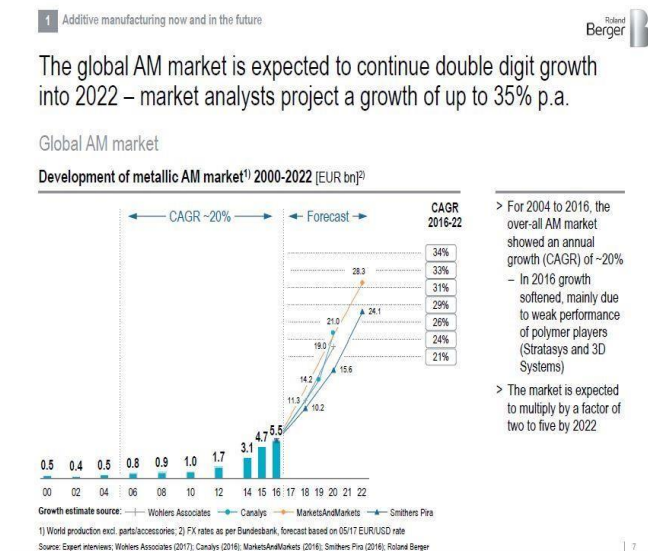


Figure 3. AM global market analysis [30]

1. 3D Printed communication satellite

If this technology is used properly, it can have beneficial effects on machine performance. As the parts are made with 3D printing its weight will be less so ultimately it impacts on fuel consumption rate. The more the weight the more will be the fuel required to carry the same.



Figure 4. Bracket made by AM to reduce the weight for communication satellite



Figure 5. Satellite orbiting earth which can be lighten in terms of weight

2. Radio frequency filters

Waveguides and regulators for the metal radio frequency (Figure 6) are vital components of a telecommunication satellite. They behave like traffic cops to permit the movement of signals and inform signals to go around. A satellite high via placed will bring hundreds of these filters onto it to communicate. Trying to find ways to reduce its weight and speed up production, Airbus Defence and Space has been exploring 3D metal printing. The 3D printed RF filters were rigorously tested and each met its specified requirement, making technology an important tool in terms of weight loss, cost reduction, and improvement of production time.



Figure 6. 3D printed RF filters for communication satellite
[31]

3. Satellite bracket

Satellite brackets are fabricated by AM technology to reduce its weight and to increase the fuel economy. These skeleton liked brackets are 3D printed with titanium (Figure 7) and optimized by topological optimization. To satisfy the output criteria of the bracket, it is decided the most effective arrangement of material. Such titanium-based brackets are 25 percent lighter than commonly produced methods and give improved weight ratio stiffness. Metal 3D printing and digital modelling provide the exclusive produced edition. These are customized and designed to satisfy their particular position

and produced in half the time. In the aerospace industry, 3D metal printing has made some major significant advances over the last year. Companies like General Electric and government agencies like NASA have invested in designing and creating new 3D-printed alloys to withstand high-speed, high-heat conditions while improving the engine's power-to-weight ratio. AM can minimize scrap metal by up to 90 percent compared to conventional manufacturing methods to improve material costs.




Figure 7. 3D printed titanium bracket [32]

4. Rocket engine for spaceship fabricated by 3D printer

3D printing offers versatility in complex design as a single part. When it relates to the engine it is an assembly of series of small parts for a spacecraft. But can one imagine it as a single part manufactured in a single stroke? As a single part, you can integrate integral cooling channels into a combustion chamber as a single all in one design. The US-based company named LAUNCHER (Figure 8) is working on small to medium scale payloads into space by printing a rocket as a single part with 3D printing. This 3D printed rocket is based on standard design but it is extended with an internal cooling system supported with ribs. This company is successfully printed and successfully tested. With these results, it gave a hope to design new innovative design considering cost-effectiveness by light weighting.



Figure 8. 3D printed rocket [33]

5. Combustion chamber printed by 3D printer

With 3D printing technology, the combustion chamber of the M4K machine is built successfully by AMCM Company. It is the largest single piece combustion chamber (Figure 9) for liquid rocket engine in the world. It is made of copper alloys and developed with the EOS system.



Figure 9. 3D printed liquid rocket engine [33]

6. 3D printed nozzle (injector heads)

The Ariane 6 Rocket engine is built with 3D printing technology. By use of additive manufacturing the plan was to reduce down the number of parts for system efficiency. This is having injector heads with number and 3D printed. This integration multiple nozzles as shown in Figure 10 with traditional machining were difficult but it was never with 3D printing. The successfully printing of these injector heads with fuel economy was achieved. This is an integration of injector nozzles with cost benefit of more than 50% and lead time reduction with three times as compared with traditional manufacturing process. This injector head is having 1800 holes and takes months with conventional process but with 3D printing it just takes 35 hours. This is the advantage of this technology giving the new edge to manufacturing process.



Figure 10. 3D printed injector heads [33]

ISSUES TO BE ADDRESSED: CHALLENGES

AM is used for a variety of applications and operated under different circumstances. Multifunctional frameworks are simple to obtain via the massive geometric freedom provided by AM technologies and have several possible advantages for the aerospace industry. Changes are required to fulfil the ever-increasing functionalities in their physical shape, height, weight, power, and resilience. The reason for using AM is to come up with a solution that can satisfy the needs of the final consumer. The following are some of the issues as challenges observed:

- Material is the most deciding factor to reduce the final weight of the components and their reliability. Metal powder analysis for the aerospace industry includes measuring the average powder size, powder size distribution, surface area, flowability, observable density, humidity, and product porosity are the common factors. For several cases, these details are appropriate needed by the end consumer.
- The printed part's intrinsic anisotropic property is another AM disadvantage. The presence of this defect changes the microstructure tends to be expanding in some direction. It affects the mechanical properties. The manufacturing staircase perspective leads to induced porosity in the manufactured component of improper densification.
- AM materials production costs are higher than the conventional methods because it needs the required processes to turn the content of material into the correct forms for AM operations.

DISCUSSION

AM is revolutionizing the manufacturing process through the ability to print complex geometries, reduce lead time, and flexibility. Generally, traditional manufacturing like casting, welding, and forging processes are applied to make the aerospace components results in a lot of wastages and time consuming. More study is needed between the pre-processing, in-situ control and the post-processing phase to analyse the shape deviation, the physical phenomenon of the melt pool, and optimize the process parameters. More systematic work is needed to achieve a broader use of the technology. Before this, the following important aspects need specific research attention:

- Closer assessment of AM processes physics and evaluation of powder characterization.
- Proper understanding of failure mechanism and material irregularities.
- Need to develop a correlation between the material property and manufactured part.
- AM component design guidelines and rulemaking.
- Assess the real-time behaviour of melt pool and products to analyse the mechanical properties.
- Proper monitoring and testing of AM parts.
- Part quality can be enhanced by using postprocessing steps like hot isostatic process, heat treatments.
- Certification and qualification of AM parts and processes are paramount and needs to be accelerated.

CONCLUSIONS

Additive manufacturing methods have attracted their interest in aerospace components manufacturing. AM gives engineers versatility in manufacturing complex patterns that are difficult to produce using traditional techniques.

- Moulding and tooling are not required for AM techniques, therefore saving time, cost, and energy. This study explores the advancement of AM techniques used by various parts of the economy.
- Addresses in detail how AM methods in different industries can increase structural and aerodynamic performance. For all of AM's benefits, it still struggles from the constraints which need addressing.
- Lack of quality-strength materials, lack of diagnostic methods, anisotropic properties, and low build volumes identify the potential of AM to become a viable business solution.
- Additionally, ongoing advancement and development in additive manufacturing would be a remarkable place in the future of aerospace production.

REFERENCES

1. Kobryn, P.A., Ontko, N.R., Perkins, L.P., Tiley, J.S. (2006). Additive manufacturing of aerospace alloys for aircraft structures. Air Force Research Lab WrightPatterson AFB OH Materials and Manufacturing Directorate.
2. Chen, L., He, Y., Yang, Y., Niu, S., Ren, H. (2017). The research status and development trend of additive manufacturing technology. *The International Journal of Advanced Manufacturing Technology*, 89(9-12): 3651- 3660. <https://doi.org/10.1007%2Fs00170-016-9335-4>
3. Monzón, M.D., Ortega, Z., Martínez, A., Ortega, F. (2015). Standardization in additive manufacturing: activities carried out by international organizations and projects. *Int. J. Adv. Manuf. Technol.*, 76: 1111-1121. <https://doi.org/10.1007%2Fs00170-014-6334-1>
4. Liu, R., Wang, Z., Sparks, T., Liou, F., Newkirk, J. (2017). Aerospace applications of laser additive manufacturing. In *Laser additive manufacturing*. Woodhead Publishing, 351-371. <https://doi.org/10.1016/B978-0-08-100433-3.00013-0>
- 5- Shu, X., Chen, G., Liu, J., Zhang, B., Feng, J. (2018). Microstructure evolution of copper/steel gradient deposition prepared using electron beam freeform fabrication. *Materials Letters*, 213: 374-377. <https://doi.org/10.1016/j.matlet.2017.11.016>
- 6 Sutton, A.T., Kriewall, C.S., Leu, M.C., Newkirk, J.W. (2017). Powder characterization techniques and effects of powder characteristics on part properties in powderbed fusion processes. *Virtual Phys Prototyp*, 12: 3-29. <https://doi.org/10.1080/17452759.2016.1250605>
7. Liu, R., Wang, Z., Sparks, T., Liou, F., Newkirk, J. (2017). Aerospace applications of laser additive manufacturing. In *Laser additive manufacturing*. Woodhead Publishing, 351-371. <https://doi.org/10.1016/B978-0-08-100433-3.00013-0>
8. Shu, X., Chen, G., Liu, J., Zhang, B., Feng, J. (2018). Microstructure evolution of copper/steel gradient deposition prepared using electron beam freeform fabrication. *Materials Letters*, 213: 374-377. <https://doi.org/10.1016/j.matlet.2017.11.016>
9. Sutton, A.T., Kriewall, C.S., Leu, M.C., Newkirk, J.W. (2017). Powder characterization techniques and effects of powder characteristics on part properties in powderbed fusion processes. *Virtual Phys Prototyp*, 12: 3-29. <https://doi.org/10.1080/17452759.2016.1250605>
10. Seabra, M., Azevedo, J., Araújo, A., Reis, L., Pinto, E., Alves, N., Mortágua, J.P. (2016). Selective laser melting (SLM) and topology optimization for lighter aerospace components. *Procedia Structural Integrity*, 1: 289-296. <https://doi.org/10.1016/j.prostr.2016.02.039>
11. Brenken, B., Barocio, E., Favaloro, A., Kunc, V., Pipes, R.B. (2018). Fused filament fabrication of fiberreinforced polymers: A review. *Additive Manufacturing*, 21:1-16. <https://doi.org/10.1016/j.addma.2018.01.002>
12. Živanović, S.T., Popović, M.D., Vorkapić, N.M., Pjević, M.D., Slavković, N.R. (2020). An overview of rapid prototyping technologies using subtractive, additive and formative processes. *FME Transactions*, 48(1): 246-253.
13. Pavlović, A., Šljivić, M., Krajsnik, M., Ilić, J., Anić, J. (2017). Polymers in additive manufacturing: The case of a water pump impeller. *FME Transactions*, 45(3): 354359.
14. Wohlers, T. (2010). Additive Manufacturing State of the Industry, Wohlers report, Wohlers Associates, Inc. <https://www.3dnatives.com/en/additive-manufacturingaerospace-growing-061220184/>.
15. ISO/ASTM 52900: 2015 (E). (2016). Standard Terminology for Additive Manufacturing—General Principles—Terminology.
16. Wohlers, T. (2018). Wohlers Report 2018. Wohlers Associates, Inc.
17. Concept Laser. Laser melting with metals in aircraft manufacturing 3D printing enables “bionic” aircraft designs. Available from: <http://www.conceptlaserinc.com/portfolioitems/lasermelting-metals-aircraft-manufacturing-2/#prettyPhoto> last accessed 2020/4/30.
18. <https://www.airbus.com/public-affairs/brussels/ourtopics/innovation/3d-printing.html>, accessed on 2020/4/30.
19. <https://www.3dhubs.com/knowledge-base/aerospace3d-printing-applications/>, accessed on 2020/4/30.
20. Kellner, T. (2014). Fit to print: new plant will assemble world's first passenger jet engine with 3D printed fuel nozzles, next-gen materials. General Electric, Boston, MA, accessed on Nov, 29, 2016.
21. Kellner, T. (2015). The FAA cleared the first 3D printed part to fly in a commercial jet engine from GE. 2015. <https://3dprintingindustry.com/news/premium-aerotecpartners-with-lockheed-martin-to-integrate-additivemanufacturing-into-f-35-aircraft-157977/>, accessed on 2020/5/1.
22. <https://3dprintingindustry.com/news/lockheed-martinshares-its-5-ps-for-industrial-3d-printing-136902/>, accessed on 2020/5/2.
23. <https://www.machinedesign.com/3d-printingcad/media-gallery/21835191/metal-3d-printing-toshape-the-aerospace-industry>, accessed on 2020/5/2.
24. <https://www.machinedesign.com/3d-printingcad/media-gallery/21835191/metal-3d-printing-toshape-the-aerospace-industry>, last accessed 2020/5/1.
25. <https://www.eos.info/en/3d-printing-examplesapplications/aerospace-3d-printing/space-propulsionsatellites>, last accessed 2020/5/1.
26. Vrancken, B., Thijs, L., Kruth, J.P., Van Humbeeck, J. (2012). Heat treatment of Ti6Al4V produced by Selective Laser Melting: Microstructure and mechanical properties. *Journal of Alloys and Compounds*, 541: 177185. <https://doi.org/10.1016/j.jallcom.2012.07.022>
27. ASTM Standard F3003-14(2014). Standard Specification for Quality Assurance of a Small Unmanned Aircraft System (UAS), ed. West Conshohocken, PA: ASTM International.
28. Gao, W.; Zhang, Y.; Ramanujan, D.; Ramani, K.; Chen, Y.; Williams, C.B.; Wang, C.C.L.; Shin, Y.C.; Zhang, S.; Zavattieri, P.D. The status, challenges, and future of additive manufacturing in engineering. *Comput. Metals* 2019, 9, 1286 27 of 35 Des. 2015, 69, 65–89.
29. ASTM F2792—12a Standard Terminology for Additive Manufacturing Technologies; West Conshohocken, PA, USA, 2015.
30. Gong, H.; Rafi, K.; Gu, H.; Starr, T. Stucker, B. Analysis of defect generation in Ti–6Al–4V parts made using powder bed fusion additive manufacturing processes. *Addit. Manuf.* 2014, 1, 87–98.

34. Romero, C.; Yang, F.; Bolzoni, L. Fatigue and fracture properties of Ti alloys from powder-based processes—A review. *Int. J. Fatigue* 2018, 117, 407–419.
35. <https://www.eos.info/en/3d-printing-examples-applications/aerospace-3d-printing/space-propulsion-satellites>, accessed on 2020/5/2.
36. Anderson, S. (2015). Rolls-Royce to get largest 3D printed component off the ground, flight-testing engine later Year, Feb (2015).
37. <https://digital.hbs.edu/platformrctom/submission/additive-manufacturing-revolutionizes-aerospace/>, accessed on 2020/5/3.
38. <https://economictimes.indiatimes.com/news/science/india-is-slowly-catching-up-with-the-world-to-use-3d-printing-in-building-products/article-show/67085613>, accessed on 2020/5/3.
39. <https://3dprintingindustry.com/news/accreate-labs-to3d-print-user-interface-panels-for-the-isro-space-project-149874/>, accessed on 2020/5/2.
40. RAPITECH Solutions Inc., Project Engine Prototype Model. RAPITECH Solutions Inc., India.
41. <https://www.rolandberger.com/en/Publications/Aerospace-suppliers-brace-for-headwinds.html>, accessed on 2020/5/1.
42. Easter S., Turman J., Sheffler D., Balazs M. (2013). Using advanced manufacturing to produce unmanned aerial vehicles: a feasibility study. *SPIE Defense, Security, and Sensing*: 874204-874216.
43. <https://www.3dsystems.com/sites/default/files/201906/3D-Systems-eBook-Metal-Lightweighting-NewStyle-AW%20%28%29.pdf>, E-book for metal additive manufacturing last accessed
44. Wang, X.; Jiang, M.; Zhou, Z.; Gou, J.; Hui, D. 3D printing of polymer matrix composites: A review and prospective. *Compos. Part B Eng.* 2017, 110, 442–458.